

1. 结构特性/Mechanical Specification

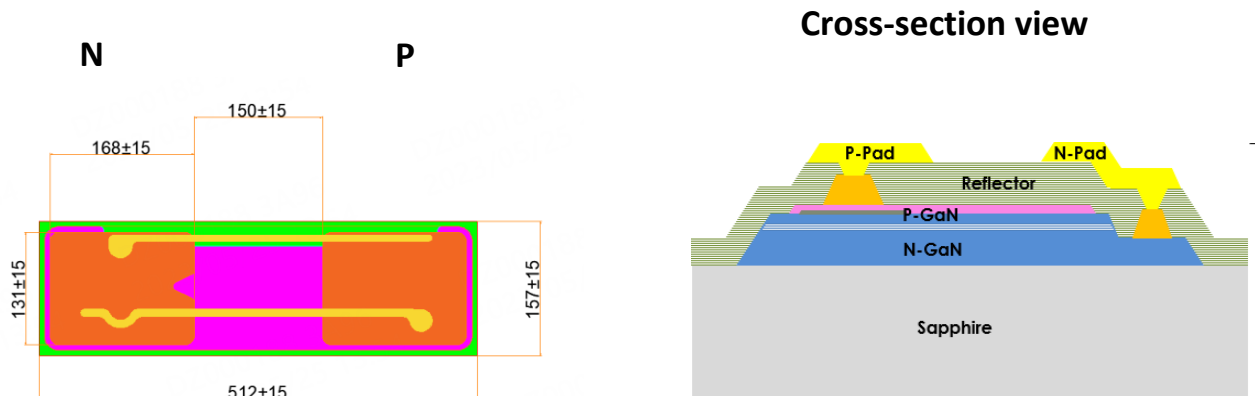
1-1 尺寸/Dimension

- 芯片尺寸/Chip size: $157\pm 15\mu\text{m}\times 512\pm 15\mu\text{m}$
- 芯片厚度/Chip thickness: $120\pm 15\mu\text{m}$
- P焊盘大小/P bonding pads size: $131\pm 15\mu\text{m}\times 168\pm 15\mu\text{m}$
- N焊盘大小/N bonding pads size: $131\pm 15\mu\text{m}\times 168\pm 15\mu\text{m}$
- P,N间隙/ P/N gap distance: $150\pm 15\mu\text{m}$

1-2 电极金属/Metallization

- P电极/P electrode: Au alloy
- N电极/N electrode: Au alloy

2. LED芯片图示/LED Chip Diagram



3. 产品特点/Product Features

- 高辐射通量、高电流密度
High radiant flux、High current intensity
- 长使用寿命
Long operation life

4. 应用/Application

- 倒装 COB 照明,
- 数码应用
- 灯丝应用

5. 光电参数/Electro-optical characteristics (Ta=25℃)

Parameter	Symbol	Condition	Min.	Typ.	Max.	Unit
正向电压 Forward Voltage	V _f	I _f =1uA	2.3	--	2.6	V
	V _f	I _f =5mA	2.6	-	2.9	V
反向电流 Reverse Current	I _r	V _r = -7V	0	-	0.3	uA
反向电压 Reverse Voltage	V _z	I _f = -10uA	30	-	-	V
辐射通量 Radiant Flux	PO	I _f = 5mA	9.0	-	11.5	mW
主波长 Dominant Wavelength	Wd	I _f = 5mA	454	-	470	nm

光电参数测量以标准机测量为准。

·亮度公差容许范围Tolerance limit of Po: ±6%

·波长公差容许范围Tolerance limit of Wd: ±1nm

·正向电压公差容许范围Tolerance limit of VF : ± 0.06V

6. 最大额定值/Absolute Maximum Ratings

Parameter	Symbol	Condition	Rating	Unit
正向直流电流 Forward DC Current	I _f	Ta=25℃	≤150	mA
结温 Junction Temperature	T _j	---	≤125	℃
封装温度 Temperature during Packaging	---	---	280 (<10s)	℃
储存温度 Storage Temperature		Chip on tape/storage	0~40	℃

7. 特性曲线/Characteristic Curves

Fig.1 Relative Light Intensity vs Forward Current $T_a=25^\circ\text{C}$

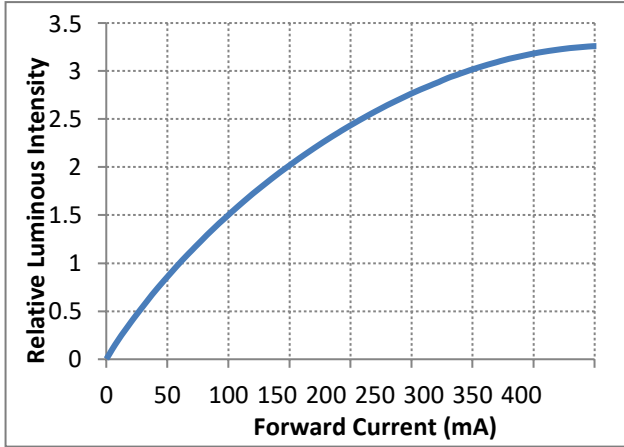


Fig.2 Forward Current vs Forward Voltage $T_a=25^\circ\text{C}$

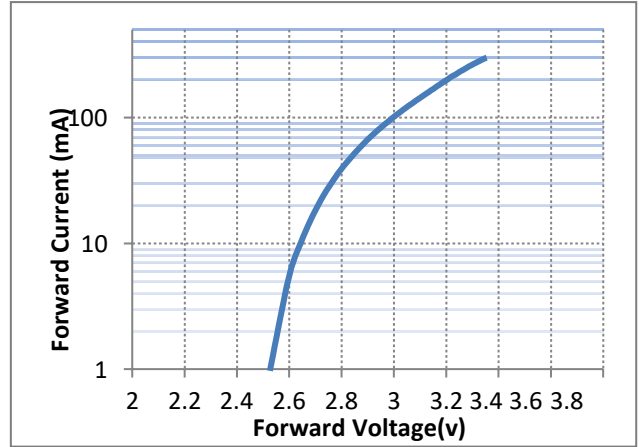


Fig.3 Forward Voltage Shift vs Ambient Temperature

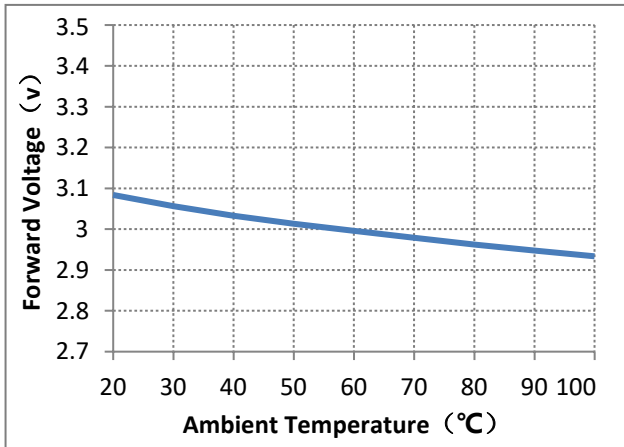


Fig.4 Relative Light Intensity vs Ambient Temperature

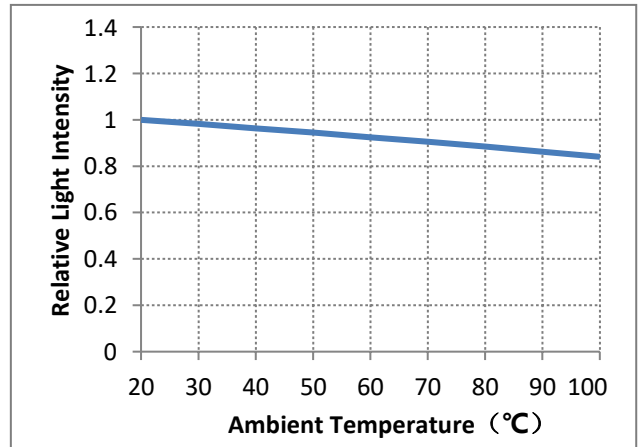


Fig.5 Wavelength Shift vs Ambient Temperature

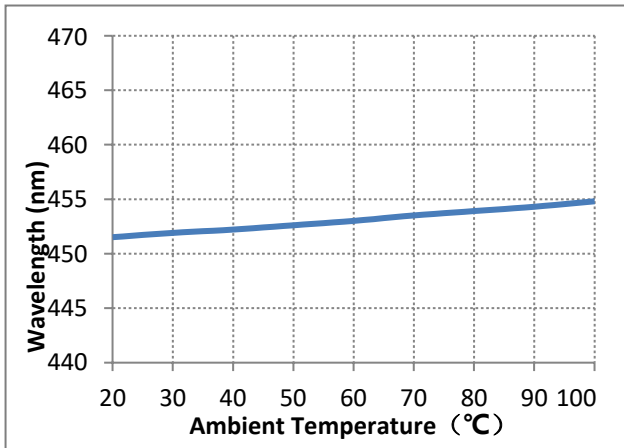
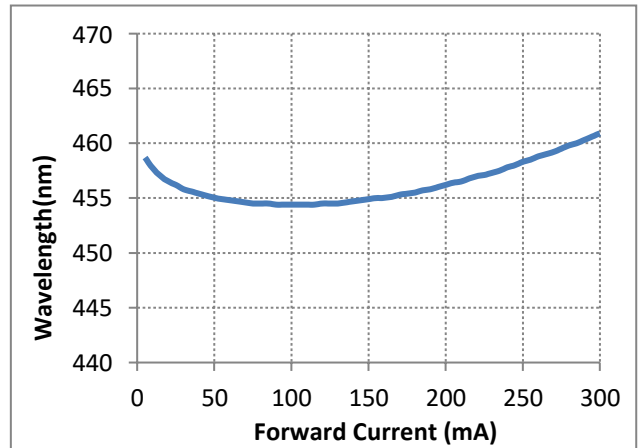


Fig.6 Wavelength Shift vs Forward Current $T_a=25^\circ\text{C}$



8. 分Bin规则/Bin Definitions

WD	nm	454-456	456-458	458-460	460-462	462-464	464-466	466-468	468-470
Lop	mW	9-9.5	9.5-10	10-10.5	10.5-11	11-11.5			
VF	V	2.6-2.7	2.7-2.8	2.8-2.9					
VF3	V	2.3-2.4	2.4-2.5						

9. 包装规格/Packing Specification

- 标准蓝膜尺寸 (200±10) mm × (200±10) mm。Standard blue tape size is (200±10) mm × (200±10) mm.
- 芯片粘贴区域。
Chip attachment area.
- 标签贴于蓝膜右下角，标签内容包括：公司名称、型号、完成日期、数量、光电参数。
Label on the lower-right corner of the blue tape. Label content includes Corporation name, Model name, Date, Quantity and electro-optical parameters.

